



ASP-PTA101




自動上紙標機
Automatic Paper Tag
Attaching Machine



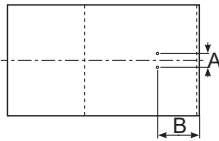
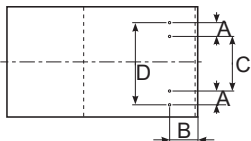
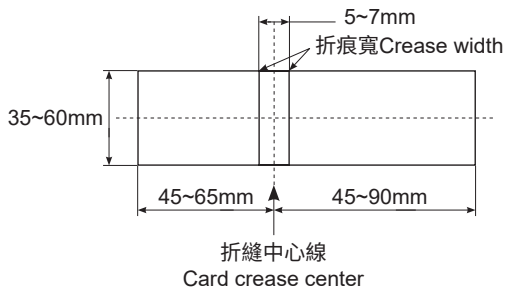
特點

FEATURES

- 1 彈性卡槽，方便調整，最高容量250張(厚度0.5mm)。
Paper card loader is flexible for easy adjustment.
The capacity is up to 250 pieces.
- 2 旋轉缸更平滑與穩定 (ASP-PTA101)。
Smooth and stable rotary cylinder.
- 3 利用快拆裝置，快速調整紙卡尺寸。
Easy to adjust card spec by quick release device.
- 4 單件車縫的週期時間，約為3-5秒鐘。
Cycle time 3-5 sec.
- 5 儲氣筒(選配)，解決氣源不穩的問題。
Air Tank (Optional), solution to the unstable air supply.



規格 SPECIFICATIONS

型號 Model	ASP-PTA101
縫紉機機頭 Machine Head	SIRUBA LKS-1903AN
車縫速度 Sewing Speed	2000 SPM (最高Max)
使用針型 Needle Type	DP×17 #11
紙卡單邊長 Card Length	Left 45~65 mm, Right 45~90 mm
紙卡寬度 Card Width	35~65 mm
折痕寬度 Crease Width	5~7 mm
紙卡厚度 Card Thickness	0.4~0.6 mm
車縫範圍 Sewing range	<div style="display: flex; justify-content: space-around;"> <div style="text-align: center;"> <p>Singal seam</p>  <p>A 3~6mm B 15~30mm</p> </div> <div style="text-align: center;"> <p>Double seam</p>  <p>A 3~6mm×2 B 15~30mm C 20~30mm D ≤40mm (考慮縮放比例 Consider scale size)</p> </div> </div>
適用紙卡規格 Card dimensions	 <p style="text-align: center;">折縫中心線 Card crease center</p>
氣體消耗量 Air Consumption	40 L/min
氣壓 Air Pressure	0.5 Mpa
電源電壓 Power Supply	Single Phase 1Φ AC200~240V 50/60Hz
電力消耗 Power Consumption	660 W (Max)
機器尺寸 Dimensions	(W)1050×(D)705×(H)1530 mm (With table and thread stand 含桌板、線架)